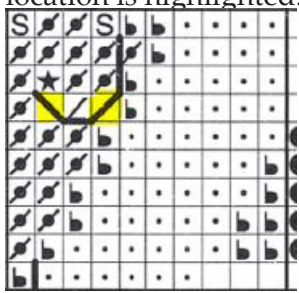
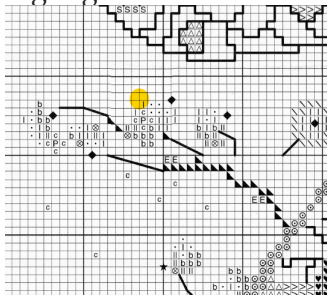


# MIRABILIA DESIGNS

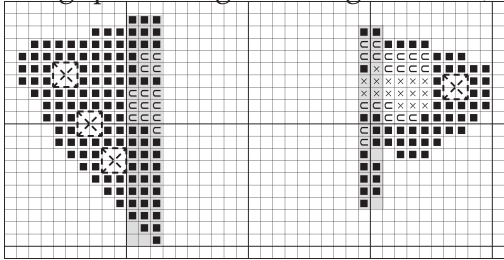
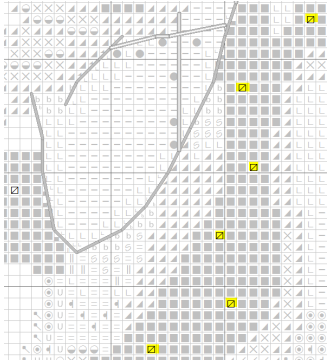
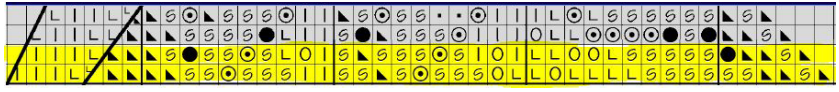
## *chart updates*

<b>MD2 Fairy Moon</b>	Need multiple bead packs and skeins listed below: Mill Hill Bead 00161(2) Mill Hill Bead 02017(3) Mill Hill Bead 02026(2) DMC 822 (2) DMC White (4)
<b>MD4 Garden Verses</b>	■ and □ both represent DMC 3371
<b>MD5 Sleeping Beauty</b>	Need multiple bead packs and skeins listed below: Mill Hill Bead 00146(3) DMC White (5) DMC 341(2) DMC 369(3) DMC 3041(2) DMC 3740(2)
<b>MD6 Christmas Elegance</b>	Need multiple bead packs and skeins listed below: Mill Hill Bead 02019 (3) Mill Hill Bead 03035 (3) DMC 500 (5) DMC 561(3) DMC 562(2)
<b>MD7 Fairy Flora</b>	In center red rose, Y should be V (DMC 3326)
<b>MD10 Elizabeth and the Lavender Sky</b>	Backstitch all other leaves & vines with DMC 520
<b>MD12 The Kiss</b>	These changes apply to charts where the instructions appear upside down through the folder. In the bottom 30 rows of the printed graph, please replace <symbol for> 677 with <symbol for> 3799. The instructions should list the symbol "b" as 317-3799." The symbol "b" is a solidly filled in symbol.
<b>MD13 Winter Queen</b>	For 1995 chart: S is listed in the key but does not appear in the chart. See backstitching instructions for kreinik #8 braid.
<b>MD15 Santa's Magic</b>	Kreinik #8 Braid 085 uses about 4 spools
<b>MD20 Fairy Tales</b>	▲ (DMC 3766) is listed in key but does not appear in chart
<b>MD21 Fairy Idyll</b>	♣ should be ♠ (Caron Waterlilies Java, 109)
<b>MD22 Summer Queen</b>	♡ should be DMC 718 ♥ should be DMC 902 ♠ should be DMC 915 ■ should be DMC 939 ○ should be DMC 3608 Inside of lip stitch should be ◦ (DMC 3608) If 792 is listed in backstitching instructions, it should be 762
<b>MD26 Mermaid of the Pearls</b>	MH Bead 03055 requires 3 packages
<b>MD28 Crystal Christmas</b>	Rainbow Gallery "Wispy Fringe" AR5 is also known as Arctic Rays AR5 Crystal Treasure 13059 has been discontinued. Please replace with 12108. Backstitching on the hats and tip of the scarf should be one strand DMC 414

MD34 <i>Spring Queen</i>	<p>   on dress by left arm should be ♥ (DMC 333)      ■ in right bouquet should be ▲ (DMC 935)      = should be – (DMC 745)      ♥ is DMC E3821 (New DMC number replaces 5282)      S in hair should be ☉ (DMC 898)      Left sleeve ○ should be 6 (Mill Hill bead 02011)</p>
MD35 <i>Waiting for Ships</i>	<p>Mill Hill Treasure 12171 is replaced with 12173.      DMC 792 is not located on chart.      80 rows down and 135 columns to the right is a blank square. Fill this with DMC 948.</p>
MD36 <i>Savannah's Curtsy</i>	<p>'/' symbol with DMC 415 missing on the right side of the chart; location is highlighted.</p> 
MD37 <i>Three for Tea</i>	<p>Mill Hill Bead 02057 should be 03057</p>
MD39 <i>Villa Mirabilia</i>	<p>■ on face should be P (DMC Blend 356-758)      Three blank stitches on bodice ruffle should be □ DMC 729      Between beads in hair and necklace with 5285      Chart incorrectly numbered MD38, should be MD39</p>
MD40 <i>Ashley's Roses</i>	<p>6 should be DMC 794      ▼ should be DMC 601      This error has been corrected in later reprints.</p>
MD45 <i>Autumn Queen</i>	<p>Right side hair ornament ○ should be ◌      Draping robe, mid center, ○ should be □      Right bodice, ▲ should be ▲      Floss 5282 is replaced with E3821.</p>
MD48 <i>Rose Arbour</i>	<p>If you have a key which has the symbol 'd' for 729-3822 DMC blend, the symbol should be 'A'.</p>
MD50 <i>Summer in My Garden</i>	<p>Backstitching on hair and hat should be DMC 938, not DMC 958.</p>
MD56 <i>May's Emerald Fairy</i>	<p>U (DMC 3811) in lips should be A (DMC 3708)</p>
MD58 <i>Queen of Peace</i>	<p>Mill Hill Treasure 13099 is discontinued. Please replace with 13051.</p>
MD62 <i>Lady of the Flag</i>	<p>(3) Y symbols (DMC 3822) under right elbow in flag should be 6 (DMC 414)</p>
MD64 <i>Queen of Freedom</i>	<p>Mill Hill Treasure 13099 is discontinued. Please replace with 13051.</p>
MD69 <i>Cinderella</i>	<p><i>**Disregard blank shaded area on back of chart. Pattern does not repeat, therefore continue stitching below shaded area. Fixed in reprints.</i></p> <p>◆ (MH Treasure 13015) symbols should appear only in neckline and tiara. (None should appear in feet area, error in early charts)      □ (DMC 415) symbol behind fence to right of gate (below other □ )      &gt; (DMC 3011) symbol behind fence to right of gate (below other &gt; )      ♥ (Kreinik 007) to stitch lip      ● (DMC 3768) to stitch eye      – (DMC 948) missing symbol in elbow</p>
MD71 <i>Shimmering Mermaid</i>	<p>Ornaments in hair and necklace should be backstitched with DMC 221</p>

MD73 <i>Caring Wings</i>	< (DMC blend 223-354) should be DMC blend 223-3354 Backstitch olive branch with one strand 936 5282 now is E3821
MD74 <i>Maidens of the Seasons II</i>	> (DMC 3852) is listed in key but does not appear in chart Suggested Substitutions for Needlepaints 2101-2106: 2101- DMC 927 2102- DMC 926 2103- DMC 502 2104- DMC 501 2105- DMC 500 2106- DMC 924
MD75 <i>Butterfly Fairy</i> 2004 copyright	4 and T in chart should be B DMC 210 U in hair at top of head should be Y DMC 3046 p in hair should be * DMC 758
MD78 <i>Royal Holiday</i>	In fourth row from the bottom on the front, replace three ● (DMC 326) with ○ (DMC 434). For ©2004 only.
MD79 <i>Madonna of the Garden</i>	In baby's face, replace ⊙ (Mill Hill Bead 02011) with + (DMC 754)
MD80 <i>Lily of the Woods</i>	Mill Hill Treasure 12144 missing on chart under left wing; location is highlighted. 
MD81 <i>Archangel</i>	- (DMC 946) should be DMC 948
MD82 <i>Petal Fairy</i>	* should be ★ (DMC 869) (corrected in reprints) ♡ in left flower petal should be ○ 2 flower end of stem should be 3 Shading is missing for repeat pattern on both sides. Bottom two rows on front and top two rows on back are identical and should repeat. Kreinik 9300 replacement is 093
MD83 <i>The Feather Fairy</i>	337/3345 blend should be 3371/3345
MD84 <i>Enchanted Mermaid</i>	Treasure 13083 discontinued. Replace with 10 packs of 13091. Treasure 13099 has been discontinued. Replace with 14 packs of 13051. (Single packs) 2017 Charts - DMC 434 & DMC 932 have the same symbol. DMC 434 is located in hair. DMC 932 is located everywhere else.
MD85 <i>Mermaids of the Deep Blue</i>	5 should be Mill Hill bead 18831 V in blue areas should be 2 (DMC 932) (corrected in reprints)
MD86 <i>Garden Beauty</i>	P is Mill Hill bead 16606
MD87 <i>Forest Goddess</i>	∅ is DMC 433-782 (not listed in key) < in cloak near hand should be E, DMC 730
MD88 <i>Stargazer</i>	<i>Early 2006 version</i> - Center marks are off; † should be ♣ in hair (row of ♣ - 66 squares down); T on hair ribbon (88 squares down) should be symbol d. (these errors have been corrected in <i>later 2006 reprints</i> ). Need 2 packs of Mill Hill Bead 03037 <i>2006, 2013 version</i> - DMC floss 3856 should be 3865.

<b>MD89 Bliss Fairy</b>	A is DMC 746-950 (not listed in key) ▲ is DMC 535 (additional symbol used) ♥ is DMC 501 when it appears in the skirt ♡ is DMC 818 (may or may not be listed in key) ⊗ on belly should be ⊗
<b>MD90 White Christmas</b>	■ in hair should be □ (DMC 581)
<b>MD91 Autumn in My Garden</b>	⊗ in bottom part of dress should be ⊙ (DMC 552) ♥ for rake above hands is missing. Fill to your preference. < in bottom right side of jacket should be > (DMC 644) d (DMC 939) not needed, both instances of that symbol should be DMC 801 Bottom right skirt where pumpkins touch skirt, two \ should be ♣ where extend into pumpkins. Missing symbol above column of \ should be ▲ Leaf to right of rake T should be S Leaf between first two pumpkins right of skirt, T should be + Large pumpkin to right, ⊙ should be ♣ Missing Symbol far left pumpkin should be ○
<b>MD92 South Seas Mermaid</b>	S in tail should be 5 (Mill Hill bead 03048) ♥ should be DMC 335-869
<b>MD94 Crystal Symphony</b>	r should be ♣ or ♠ (DMC 931) 8 should be ● (DMC 169) Backstitch pillow and necklace with Kreinik 011HL Backstitch outside border with 2 strands DMC 632 Lower lip should be DMC 603, not bead 42010 DMC 948 in left glove should be DMC 775 Two stitches DMC 758 at top of right glove should be DMC 775 Half stitches (DMC white and 758)at left side of necklace should be replaced with DMC 758
<b>MD95 Mermaid of Atlantis</b>	(Kreinik 3328) should be Kreinik #4 3228 The backstitching in the hair should be DMC 3371. Use one strand of the 102c Cord. In the upper right corner on the face of the fish, the slash is going the wrong direction. Instead of \ (Kreinik 102c) the symbol should be / (DMC 3849). Kreinik 034 replacement is 019
<b>MD96 November Topaz Fairy</b>	T should be + (DMC 754) . ▲ (DMC 926) is listed in key but does not appear in chart . Mill Hill Treasure 12210 requires 5 packages, not 9.
<b>MD97 Athena (Goddess of Wisdom)</b>	Above owl, row 29, 6 (Mill Hill Treasure 13063) should 8 (DMC 869) It is needed just one (1) package of Mill Hill Treasure 13074.
<b>MD98 Bluebeard's Princess</b>	Kreinik #4 Braid should be stitched 1 over 2.
<b>MD103 Shakespeare's Fairies</b>	Backstitch stem for center lantern from last DMC 938 extending from hands to tip of stem coming from lantern with Kreinik 080HL. May need 2 spools of Kreinik 9300. Kreinik 9300 replacement is 093. Kreinik 034 replacement is 019. Mill Hill Treasure 12211 replacement is 12138.
<b>MD102 Mediterranean Mermaid</b>	Treasue 13072 replacement is 13068.
<b>MD109 Tree of Hope</b>	■ (Caron 224) should be Caron 244.

<p><b>MD110 <i>Spring Topiary Garden</i></b></p>	<p>Wingtips missing from original chart,</p>  <p>Shaded rows are repeated on chart.</p>
<p><b>MD113 <i>Red Lady Pirate</i></b></p>	<p>Treasure <b>13078</b> replacement is <b>13029</b>.</p>
<p><b>MD117 <i>Merchant Mermaid</i></b></p>	<p>Three spools of Kreinik 015L blending filament are needed. Mill Hill Treasure 12211 replacement is 12138.</p>
<p><b>MD125 <i>Siren and the Shipwreck</i></b></p>	<p>Treasure <b>12209</b> replacement is <b>12118</b>.</p>
<p><b>MD127 <i>Persephone</i></b></p>	<p>Bold x below ear is incorrect. Four vertical x should be "U" Mill Hill bead 02011. Three vertical x should be "/" DMC 744.</p>
<p><b>MD128 <i>Red</i></b></p>	<p>106 stitches down and 55 over from right: Bead 18002⊕ should be bead 00081 □</p>
<p><b>MD129 <i>Ella, The Frog Princess</i></b></p>	<p>Inner eye should be moved down one complete row and eyebrow 2 rows. Click on image on webpage for link to image of correction.</p>
<p><b>MD136 <i>Christmas in London</i></b></p>	<p>Fabric change: 65w is now 6520.</p>
<p><b>MD 139 <i>The Raven Queen</i></b></p>	<p>Collar backstitch is Kreinik 002P (1str).</p>
<p><b>MD143 <i>The Snow Queen</i></b></p>	<p>Shaded rows do not overlap; however, the entire chart is present.</p>
<p><b>MD145 <i>Rapunzel</i></b></p>	<p>Treasure 12116 (2 packages) replaces 12138. 12150 (2 packages).</p>
<p><b>MD151 <i>Renaissance Mermaid</i></b></p>	<p>Beads missing in hair</p>  <p>Cross stitch Caron Waterlilies (CWL) require two strands.</p>
<p><b>MD152 <i>Lady of Mystery</i></b></p>	<p>Caron Waterlilies 196 require 2 skeins.</p>
<p><b>MD153 <i>Miss Cherry Blossom</i></b></p>	<p>Backstitching on bow and bottom edge of skirt is DMC 632 one str.</p>
<p><b>MD154 <i>Royal Games II</i></b></p>	<p>Backstitching for Queen of Clubs staff is 310 one strand.</p>
<p><b>MD163 <i>Winter Love</i></b></p>	<p>Only one package of 10053 bead is needed. Two is indicated on the instructions.</p>
<p><b>MD166 <i>The Baker's Wife</i></b></p>	<p>DMC Blends numbers were flipped in the key. ll should be 210/3689; 2 should be 169/928</p>
<p><b>MD167 <i>Lilith of Labrador</i></b></p>	<p>Highlighted lines should be shaded on the back of the chart.</p> 

If you do not see your chart listed and have questions about your chart, please email us at [wichelt@wichelt.com](mailto:wichelt@wichelt.com).

Revised 4/29/20