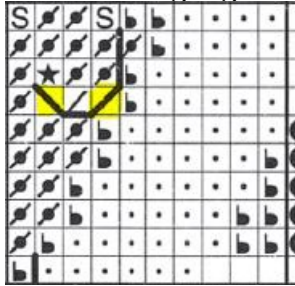



# MIRABILIA DESIGNS

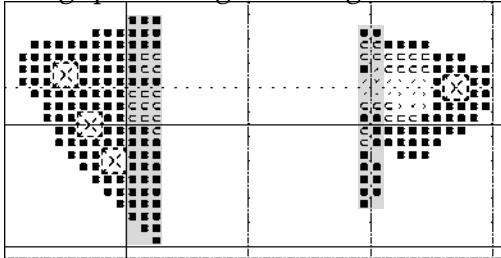
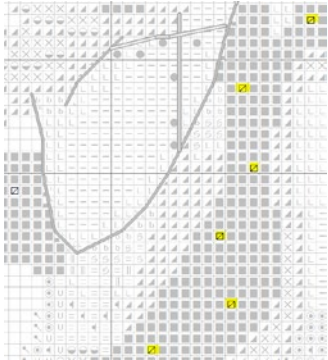

## *chart updates*

|  |   |
|--|---|
| <b>MD2 Fairy Moon</b>                      | Need multiple bead packs and skeins listed below:<br>Mill Hill Bead 00161(2)<br>Mill Hill Bead 02017(3)<br>Mill Hill Bead 02026(2)<br>DMC 822 (2)<br>DMC White (4)  |
| <b>MD4 Garden Verses</b>                   | ■ and □ both represent DMC 3371   |
| <b>MD5 Sleeping Beauty</b>                 | Need multiple bead packs and skeins listed below:<br>Mill Hill Bead 00146(3)<br>DMC White (5)<br>DMC 341(2)<br>DMC 369(3)<br>DMC 3041(2)<br>DMC 3740(2)   |
| <b>MD6 Christmas Elegance</b>              | Need multiple bead packs and skeins listed below:<br>Mill Hill Bead 02019 (3)<br>Mill Hill Bead 03035 (3)<br>DMC 500 (5)<br>DMC 561(3)<br>DMC 562(2)  |
| <b>MD7 Fairy Flora</b>                     | In center red rose, Y should be V (DMC 3326)  |
| <b>MD10 Elizabeth and the Lavender Sky</b> | Backstitch all other leaves & vines with DMC 520  |
| <b>MD12 The Kiss</b>                       | These changes apply to charts where the instructions appear upside down through the folder. In the bottom 30 rows of the printed graph, please replace <symbol for> 677 with <symbol for> 3799. The instructions should list the symbol "b" as 317-3799." The symbol "b" is a solidly filled in symbol. |
| <b>MD13 Winter Queen</b>                   | For 1995 chart: S is listed in the key but does not appear in the chart. See backstitching instructions for kreinik #8 braid.   |
| <b>MD15 Santa's Magic</b>                  | Kreinik #8 Braid 085 uses about 4 spools  |
| <b>MD20 Fairy Tales</b>                    | ▲ (DMC 3766) is listed in key but does not appear in chart  |
| <b>MD21 Fairy Idyll</b>                    | ♣ should be ♠ (Caron Waterlilies Java, 109)   |
| <b>MD22 Summer Queen</b>                   | ♡ should be DMC 718<br>♥ should be DMC 902<br>♠ should be DMC 915<br>■ should be DMC 939<br>○ should be DMC 3608<br>Inside of lip stitch should be ◦ (DMC 3608)<br>If 792 is listed in backstitching instructions, it should be 762   |
| <b>MD26 Mermaid of the Pearls</b>          | MH Bead 03055 requires 3 packages   |
| <b>MD28 Crystal Christmas</b>              | Rainbow Gallery "Wispy Fringe" AR5 is also known as Arctic Rays AR5<br>Crystal Treasure 13059 has been discontinued.<br>Please replace with 12108.<br>Backstitching on the hats and tip of the scarf should be one strand DMC 414   |

|  |   |
|--|---|
| <p><b>MD34 Spring Queen</b></p>        | <p>   on dress by left arm should be ♥ (DMC 333)<br/>         ■ in right bouquet should be ▲ (DMC 935)<br/>         = should be – (DMC 745)<br/>         ♡ is DMC E3821 (New DMC number replaces 5282)<br/>         S in hair should be ☉ (DMC 898)<br/>         Left sleeve ○ should be 6 (Mill Hill bead 02011)</p>   |
| <p><b>MD35 Waiting for Ships</b></p>   | <p>Mill Hill Treasure 12171 is not on the chart.<br/>         80 rows down and 135 columns to the right is a blank square. Fill this with DMC 948.</p>  |
| <p><b>MD36 Savannah's Curtsy</b></p>   | <p>'/' symbol with DMC 415 missing on the right side of the chart; location is highlighted.</p>    |
| <p><b>MD37 Three for Tea</b></p>       | <p>Mill Hill Bead 02057 should be 03057</p>   |
| <p><b>MD39 Villa Mirabilia</b></p>     | <p>■ on face should be P (DMC Blend 356-758)<br/>         Three blank stitches on bodice ruffle should be □ DMC 729<br/>         Between beads in hair and necklace with 5285<br/>         Chart incorrectly numbered MD38, should be MD39</p>  |
| <p><b>MD40 Ashley's Roses</b></p>      | <p>6 should be DMC 794<br/>         ▼ should be DMC 601<br/>         This error has been corrected in later reprints.</p>   |
| <p><b>MD45 Autumn Queen</b></p>        | <p>Right side hair ornament ○ should be ◯<br/>         Draping robe, mid center, ○ should be □<br/>         Right bodice, ▲ should be ▲<br/>         Floss 5282 is replaced with E3821.</p>   |
| <p><b>MD48 Rose Arbour</b></p>         | <p>If you have a key which has the symbol 'd' for 729-3822 DMC blend, the symbol should be 'A'.</p>   |
| <p><b>MD50 Summer in My Garden</b></p> | <p>Backstitching on hair and hat should be DMC 938, not DMC 958.</p>  |
| <p><b>MD56 May's Emerald Fairy</b></p> | <p>U (DMC 3811) in lips should be A (DMC 3708)</p>  |
| <p><b>MD58 Queen of Peace</b></p>      | <p>Mill Hill Treasure 13099 is discontinued. Please replace with 13051.</p>   |
| <p><b>MD62 Lady of the Flag</b></p>    | <p>(3) Y symbols (DMC 3822) under right elbow in flag should be 6 (DMC 414)</p>   |
| <p><b>MD64 Queen of Freedom</b></p>    | <p>Mill Hill Treasure 13099 is discontinued. Please replace with 13051.</p>   |
| <p><b>MD69 Cinderella</b></p>          | <p>**Disregard blank shaded area on back of chart. Pattern does not repeat, therefore continue stitching below shaded area. Fixed in reprints.<br/>         ◆ (MH Treasure 13015) symbols should appear only in neckline and tiara. (None should appear in feet area, error in early charts)<br/>         □ (DMC 415) symbol behind fence to right of gate (below other □ )<br/>         &gt; (DMC 3011) symbol behind fence to right of gate (below other &gt; )<br/>         ♡ (Kreinik 007) to stitch lip<br/>         ● (DMC 3768) to stitch eye<br/>         – (DMC 948) missing symbol in elbow</p> |
| <p><b>MD71 Shimmering Mermaid</b></p>  | <p>Ornaments in hair and necklace should be backstitched with DMC 221</p>   |

|   |   |
|---|---|
| MD73 <i>Caring Wings</i>                      | < (DMC blend 223-354) should be DMC blend 223-3354<br>Backstitch olive branch with one strand 936<br>5282 now is E3821  |
| MD74 <i>Maidens of the Seasons II</i>         | > (DMC 3852) is listed in key but does not appear in chart<br>Suggested Substitutions for Needlepaints 2101-2106:<br>2101- DMC 927<br>2102- DMC 926<br>2103- DMC 502<br>2104- DMC 501<br>2105- DMC 500<br>2106- DMC 924   |
| MD75 <i>Butterfly Fairy</i><br>2004 copyright | 4 and T in chart should be B DMC 210<br>U in hair at top of head should be Y DMC 3046<br>● in hair should be ★ DMC 758  |
| MD78 <i>Royal Holiday</i>                     | In fourth row from the bottom on the front, replace three ● (DMC 326) with ○ (DMC 434). For ©2004 only.   |
| MD79 <i>Madonna of the Garden</i>             | In baby's face, replace ⊙ (Mill Hill Bead 02011) with + (DMC 754)   |
| MD80 <i>Lily of the Woods</i>                 | Mill Hill Treasure 12144 missing on chart under left wing; location is highlighted.<br>   |
| MD81 <i>Archangel</i>                         | - (DMC 946) should be DMC 948   |
| MD82 <i>Petal Fairy</i>                       | * should be ★ (DMC 869) (corrected in reprints)<br>♡ in left flower petal should be ○<br>2 flower end of stem should be 3<br>Shading is missing for repeat pattern on both sides. Bottom two rows on front and top two rows on back are identical and should repeat.<br>Kreinik 9300 replacement is 093                               |
| MD83 <i>The Feather Fairy</i>                 | 337/3345 blend should be 3371/3345  |
| MD84 <i>Enchanted Mermaid</i>                 | Treasure 13083 discontinued. Replace with 10 packs of 13091.<br>Treasure 13099 has been discontinued. Replace with 14 packs of 13051. (Single packs)<br>2017 Charts - DMC 434 & DMC 932 have the same symbol. DMC 434 is located in hair. DMC 932 is located everywhere else.   |
| MD85 <i>Mermaids of the Deep Blue</i>         | 5 should be Mill Hill bead 18831<br>V in blue areas should be 2 (DMC 932) (corrected in reprints)<br>Kreinik #4 Braid 015 requires two spools. 2012©  |
| MD86 <i>Garden Beauty</i>                     | P is Mill Hill bead 16606   |
| MD87 <i>Forest Goddess</i>                    | ∅ is DMC 433-782 (not listed in key)<br>< in cloak near hand should be E, DMC 730   |
| MD88 <i>Stargazer</i>                         | <i>Early 2006 version</i> - Center marks are off; † should be ● in hair (row of ● - 66 squares down); T on hair ribbon (88 squares down) should be symbol d. (these errors have been corrected in <i>later 2006 reprints</i> ).<br>Need 2 packs of Mill Hill Bead 03037<br><i>2006, 2013 version</i> - DMC floss 3856 should be 3865. |

|  |  |
|--|--|
| <b>MD89 Bliss Fairy</b>                | A is DMC 746-950 (not listed in key)<br>▲ is DMC 535 (additional symbol used)<br>♥ is DMC 501 when it appears in the skirt<br>♡ is DMC 818 (may or may not be listed in key)<br>⊙ on belly should be ⊗   |
| <b>MD90 White Christmas</b>            | ■ in hair should be □ (DMC 581)  |
| <b>MD91 Autumn in My Garden</b>        | ⊗ in bottom part of dress should be ⊙ (DMC 552)<br>♥ for rake above hands is missing. Fill to your preference.<br>< in bottom right side of jacket should be > (DMC 644)<br>d (DMC 939) not needed, both instances of that symbol should be DMC 801<br>Bottom right skirt where pumpkins touch skirt, two \ should be ♣ where extend into pumpkins. Missing symbol above column of \ should be ▲<br>Leaf to right of rake T should be S<br>Leaf between first two pumpkins right of skirt, T should be +<br>Large pumpkin to right, ⊙ should be ♣<br>Missing Symbol far left pumpkin should be ○ |
| <b>MD92 South Seas Mermaid</b>         | S in tail should be 5 (Mill Hill bead 03048)<br>♥ should be DMC 335-869  |
| <b>MD94 Crystal Symphony</b>           | r should be ♣ or ♠ (DMC 931)<br>8 should be ● (DMC 169)<br>Backstitch pillow and necklace with Kreinik 011HL<br>Backstitch outside border with 2 strands DMC 632<br>Lower lip should be DMC 603, not bead 42010<br>DMC 948 in left glove should be DMC 775<br>Two stitches DMC 758 at top of right glove should be DMC 775<br>Half stitches (DMC white and 758)at left side of necklace should be replaced with DMC 758  |
| <b>MD95 Mermaid of Atlantis</b>        | (Kreinik 3328) should be Kreinik #4 3228<br>The backstitching in the hair should be DMC 3371.<br>Use one strand of the 102c Cord.<br>In the upper right corner on the face of the fish, the slash is going the wrong direction. Instead of \ (Kreinik 102c) the symbol should be / (DMC 3849).<br>Kreinik 034 replacement is 019   |
| <b>MD96 November Topaz Fairy</b>       | T should be + (DMC 754) .<br>▲ (DMC 926) is listed in key but does not appear in chart .<br>Mill Hill Treasure 12210 requires 5 packages, not 9.   |
| <b>MD97 Athena (Goddess of Wisdom)</b> | Above owl, row 29, 6 (Mill Hill Treasure 13063) should 8 (DMC 869)<br>It is needed just one (1) package of Mill Hill Treasure 13074.   |
| <b>MD98 Bluebeard's Princess</b>       | Kreinik #4 Braid should be stitched 1 over 2.  |
| <b>MD103 Shakespeare's Fairies</b>     | Backstitch stem for center lantern from last DMC 938 extending from hands to tip of stem coming from lantern with Kreinik 080HL.<br>May need 2 spools of Kreinik 9300.<br>Kreinik 9300 replacement is 093.<br>Kreinik 034 replacement is 019.<br>Mill Hill Treasure 12211 replacement is 12138.  |
| <b>MD102 Mediterranean Mermaid</b>     | Treasue 13072 replacement is 13068.  |
| <b>MD109 Tree of Hope</b>              | ■ (Caron 224) should be Caron 244.   |

|  |   |
|--|---|
| <p><b>MD110 <i>Spring Topiary Garden</i></b></p>   | <p>Wingtips missing from original chart,</p>  <p>Shaded rows are repeated on chart.</p>          |
| <p><b>MD113 <i>Red Lady Pirate</i></b></p>         | <p>Treasure <b>13078</b> replacement is <b>13029</b>.</p>   |
| <p><b>MD117 <i>Merchant Mermaid</i></b></p>        | <p>Three spools of Kreinik 015L blending filament are needed.<br/>Mill Hill Treasure 12211 replacement is 12138.</p>  |
| <p><b>MD125 <i>Siren and the Shipwreck</i></b></p> | <p>Treasure <b>12209</b> replacement is <b>12118</b>.</p>   |
| <p><b>MD127 <i>Persephone</i></b></p>              | <p>Bold x below ear is incorrect. Four vertical x should be "U" Mill Hill bead 02011. Three vertical x should be "/" DMC 744.</p>   |
| <p><b>MD128 <i>Red</i></b></p>                     | <p>106 stitches down and 55 over from right: Bead 18002⊕ should be bead 00081 □</p>   |
| <p><b>MD129 <i>Ella, The Frog Princess</i></b></p> | <p>Inner eye should be moved down one complete row and eyebrow 2 rows. Click on image on webpage for link to image of correction.</p>   |
| <p><b>MD136 <i>Christmas in London</i></b></p>     | <p>Fabric change: 65w is now 6520.</p>  |
| <p><b>MD 139 <i>The Raven Queen</i></b></p>        | <p>Collar backstitch is Kreinik 002P (1str).</p>  |
| <p><b>MD143 <i>The Snow Queen</i></b></p>          | <p>Shaded rows do not overlap; however, the entire chart is present.</p>  |
| <p><b>MD145 <i>Rapunzel</i></b></p>                | <p>Treasure 12116 (2 packages) replaces 12138.<br/>12150 (2 packages).</p>  |
| <p><b>MD151 <i>Renaissance Mermaid</i></b></p>     | <p>Beads missing in hair</p>  <p>Cross stitch Caron Waterlilies (CWL) require two strands.</p> |
| <p><b>MD152 <i>Lady of Mystery</i></b></p>         | <p>Caron Waterlilies 196 require 2 skeins.</p>  |
| <p><b>MD153 <i>Miss Cherry Blossom</i></b></p>     | <p>Backstitching on bow and bottom edge of skirt is DMC 632 one str.</p>  |
| <p><b>MD154 <i>Royal Games II</i></b></p>          | <p>Backstitching for Queen of Clubs staff is 310 one strand.</p>  |
| <p><b>MD163 <i>Winter Love</i></b></p>             | <p>Only one package of 10053 bead is needed.<br/>Two is indicated on the instructions.</p>  |
| <p><b>MD166 <i>The Baker's Wife</i></b></p>        | <p>DMC Blends numbers were flipped in the key.<br/>ll should be 210/3689; 2 should be 169/928</p>   |
| <p><b>MD167 <i>Lilith of Labrador</i></b></p>      | <p>Highlighted lines should be shaded on the back of the chart.</p>                           |

If you do not see your chart listed and have questions about your chart, please email us at [wichelt@wichelt.com](mailto:wichelt@wichelt.com).

Revised 8/17/20